

National Federation of State
High School Associations



NFHS Field Hockey

Legal Uniforms

Take Part. Get Set For Life.™

Uniforms – Legal Styles/Designs

- Members of each team shall be dressed uniformly, except the goalkeeper.
- The uniform top shall have clearly visible numbers on the front and back.
- The numbers shall be of a solid color contrasting to any surrounding colors.



Uniforms – Legal Styles/Designs

- Effective January 1, 2011, following are the requirements for the jersey/top; on the torso, and the visiting team shall wear single solid black or dark-colored uniform tops front and back on the torso.



Uniforms – Legal Styles/Designs

- The “torso” is the portion of the top from an imaginary horizontal line at the base of the neckline extending to each armhole/sleeve, down to the bottom hem of the top and from side seam to side seam.




Uniforms – Legal Styles/Designs

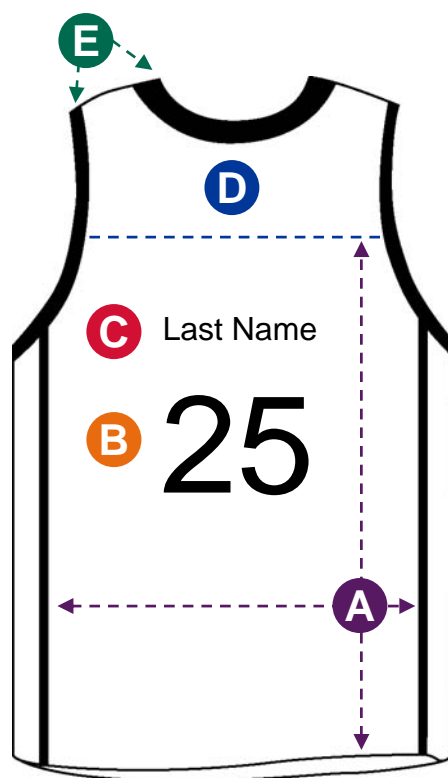
- Coaches and school administrators must ensure that legal uniforms are being ordered and purchased from manufacturers/distributors.
- The following slides illustrate information sent to each state association.



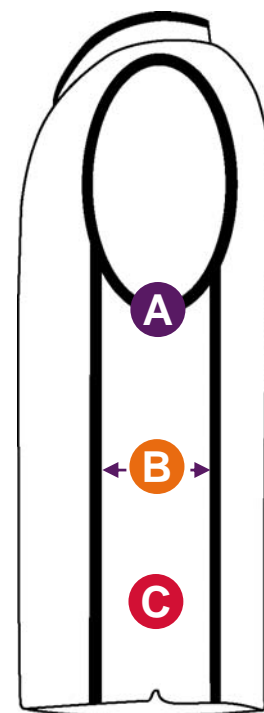
Uniforms – Legal Styles/Designs



Front View



Back View

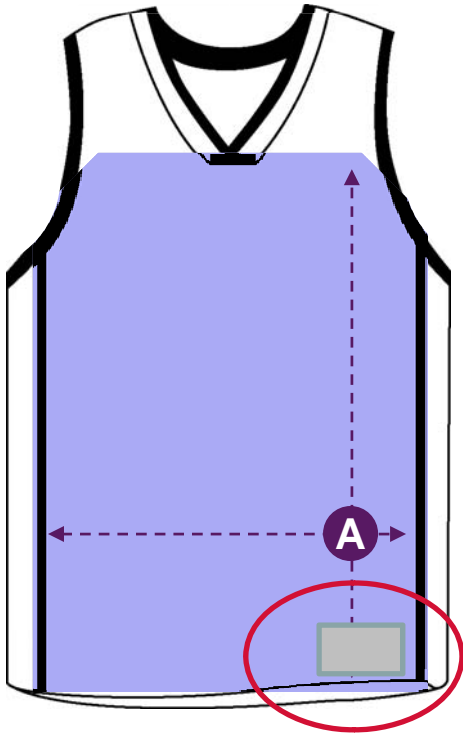


Side View



Uniforms – Front View

A. UNIFORM TOP COLOR




1. The “torso” is the portion of the uniform top from an imaginary horizontal line at the base of the neckline extending to each armhole, down to the bottom hem of the uniform top and from side seam to side seam.
2. The torso of the uniform top must be a single solid color (as of the 2011 season, white for home and dark or dark-colored for visitor).
3. A visible manufacturer’s logo/trademark/reference is NOT permitted.



NOTE: A “locker-tag” near the bottom of a jersey/uniform top designed to be tucked in, is not interpreted as “visible.”

Uniforms – Front View

B. FRONT NUMBER




1. The number on the front shall be 3” to 6” inches high.
2. Numbers shall be plain Arabic numerals.



Uniforms – Front View

B. FRONT NUMBER




3. Any number from 0 through 00 are legal. A team may not use both numbers 0 and 00.
4. Three digit numbers and duplicate numbers on player of the same team are not permitted.



Uniforms – Front View

C. IDENTIFYING NAME



1. Team names and/or abbreviations or team member's names may be placed on the front of the uniform top.
2. Lettering must be placed horizontally and may be arched. Names may also be on multiple lines.



Uniforms – Front View


C. IDENTIFYING NAME



3. The first and last letters, either above or below the number, must be on the same horizontal plane. When above the number, the plane may not be below a plane extending through the top of the number(s). When below the number, the plane may not be above a plane extending through the bottom of the number(s).
4. Any point on any letter shall not be closer than one inch to any point on any number(s).

Uniforms – Front View

C. IDENTIFYING NAME



5. Any form of decorative accent (i.e., paw, halo, crown, star, etc.) in a name or abbreviation is only permitted above the number.
6. If a tail is used in the lettering of an identifying name or abbreviation, the name or abbreviation must be located below the number.



Uniforms – Front View

D. ABOVE THE NECKLINE



1. There are no restrictions in the area of the uniform top from an imaginary horizontal line at the base of the neckline extending to each armhole, up to the shoulder seam.
2. Different colors and/or designs may be used in this area.
3. Commemorative/memorial patches (not to exceed 4 square inches), if worn, must be in this area or in the side insert.

Uniforms – Front View



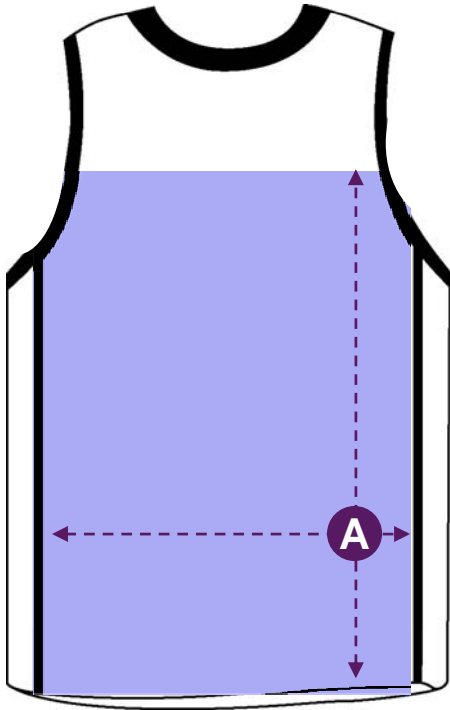
E. NECKLINE & ARMHOLE TRIM

1. Trim shall not exceed 1 inch around the neck and arm openings.



Uniforms – Back View

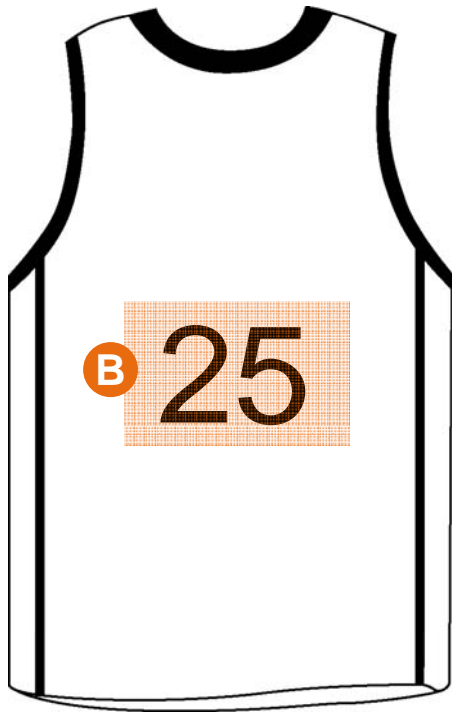
A. UNIFORM TOP COLOR



1. The back “torso” is the portion of the top from the bottom of the back panel, if used, down to the bottom hem of the uniform top and from side seam to side seam.
2. The back torso of the uniform top must be the same single solid color as the front.
3. A visible manufacturer’s logo/trademark/reference is NOT permitted anywhere on the uniform top.

Uniforms – Back View

B. BACK NUMBER

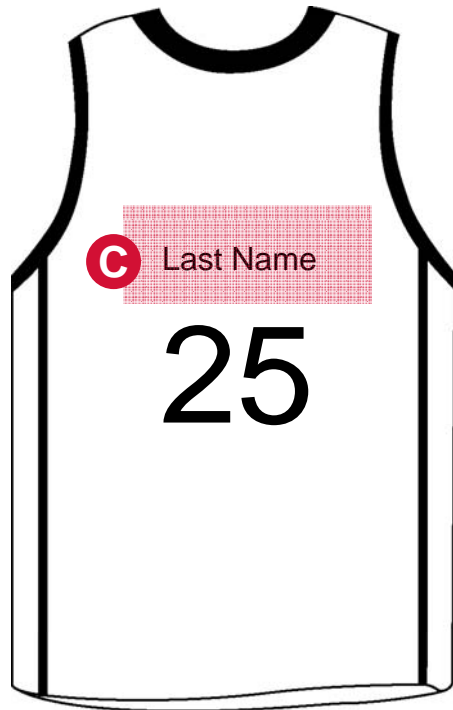


1. The number on the back shall be 6” to 8” inches high.
2. The back numbers shall meet all the remaining specifications of the front number as previously noted (Front View, B.2-B.4).



Uniforms – Back View

C. IDENTIFYING NAME



1. Team names and/or abbreviations or team member's names may be placed horizontally on the back of the uniform top.
2. Lettering on the back of the uniform top shall meet all the specifications of the front lettering as previously noted (Front View, C.2-C.6).



Uniforms – Back View

D. BACK PANEL

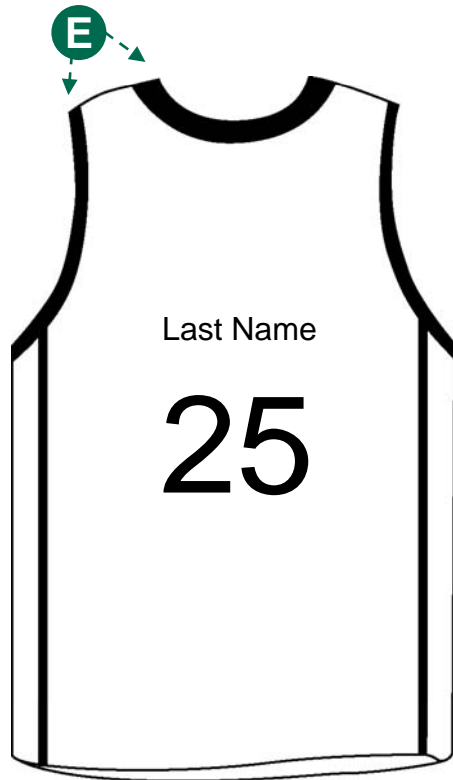


1. If a back panel is used, it must be of the same color, and not exceed the size of the corresponding area in the front, above the neckline.



Uniforms – Back View

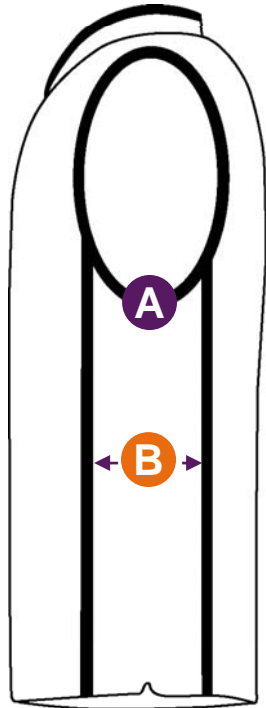
E. NECKLINE & ARMHOLE TRIM



1. Trim shall not exceed 1 inch around the neck and arm openings.



Uniforms – Side View



A. LOCATION

1. Side inserts must be centered vertically below the armpit.

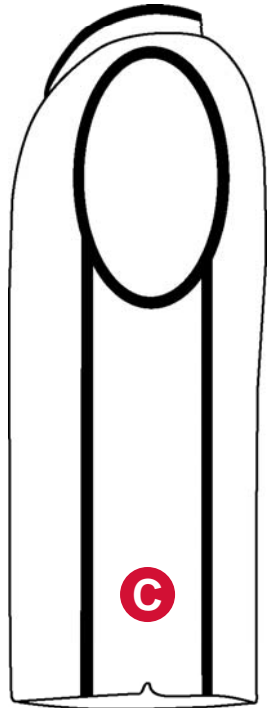
B. WIDTH

1. Side inserts, including trim, must be a maximum of 4 inches (2 inches on each side of the seam).



Uniforms – Side View

C. STYLE/DESIGN



1. Side inserts may be of any color or design.
2. Side inserts must be the same width for all team uniform tops.
3. Commemorative/memorial patches (not to exceed 4 square inches), with the state association approval may be worn, must be in this area or in the area above the neckline.